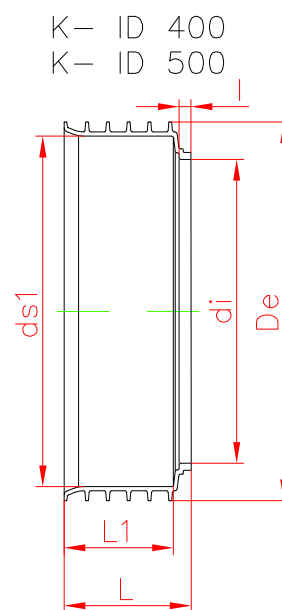
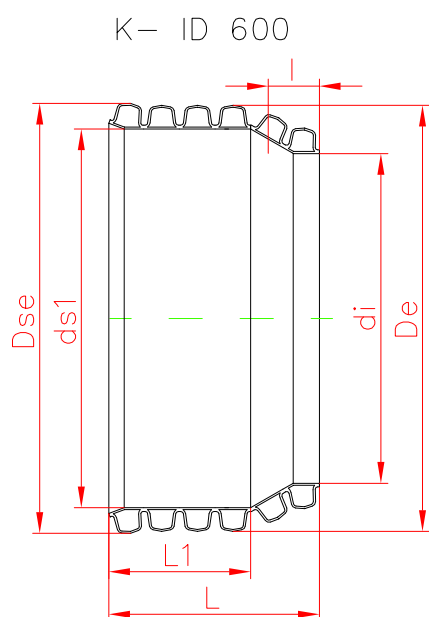
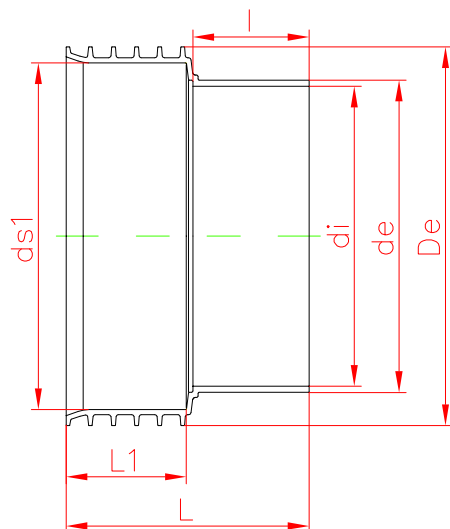


# PP šachtová vložka K-ID

K- ID 250, K- ID 300



K- ID	ds1	di	de	De	Dse	L	I	L1
250	285	247	257	312	-	200	96	99
300	343	297	307	372	-	200	91	103
400	456	395	-	492	-	165	15	142
500	568	493	-	613	-	180	13	156
600	681	593	-	766	773	379	99	255